
















For clay body, we are using a mid-fire Cone 5-6 porcelain product. [You can see it here.](#)

For our glazes, we are using Mayco colors in the [Stroke & Coat](#) and [Stoneware Glazes](#) product lines. The

Below are the colors we're using and how we'll employ them:

Mayco Color #	Mayco Color Name	Color swatch	How this color is used
SW-122	Maycoshino		Tree bark – vertical rectangles with stamped / written designs
SW-211	Glacier Blue		Sky – horizontal rectangles with stamped / written designs
SW-250	White Opal		Clouds
SW-253	Green Opal		Grass – horizontal rectangles with stamped / written designs
SC-06	Sunkissed		Blanket Flowers
SC-07	Leapin' Lizard		Grass – horizontal rectangles with stamped / written designs
SC-08	Just Froggy		Grass – horizontal rectangles with stamped / written designs AND Leaves – almond shape

SC-11	Blue Yonder		Water – almond shape
SC-12	Moody Blue		Water – almond shape
SC-14	Java Bean		Cactus detail AND Tree branches
SC-15	Tuxedo		Details
SC-16	Cotton Tail		(used to lighten other colors)
SC-23	Jack O'Lantern		Blanket flowers
SC-24	Dandelion		Butterflies
SC-25	Crackerjack Brown		Monarch butterflies – edge and detail

SC-26	Green Thumb		Grass – horizontal rectangles with stamped / written designs AND Leaves – almond shape
SC-27	Sour Apple		Grass – horizontal rectangles with stamped / written designs
SC-48	Camel Back		Tree bark – vertical rectangles with stamped / written designs
SC-52	Toad-ily Green		Cactus AND Grass – horizontal rectangles with stamped / written designs
SC-53	Purple Haze		Water – almond shape
SC-72	Grape Jelly		Water – almond shape
SC-73	Candy Apple Red		Blanket flowers
SC-75	Orange-A-Peel		Blanket flowers AND Monarch butterflies